



## NEW Information for Rochester Emergency Release Drill May 12

### ***What happens if "The Big One" happens while children are at school?***

Rochester is conducting an Emergency Release drill on May 12<sup>th</sup> as part of our SD 43 Emergency Preparedness plan. All schools in SD 43 are conducting a similar drill sometime in May.

If a significant earthquake event occurs during the school day, SD 43 could announce a District wide release of students. This means parents or their authorized designate would need to pick up their child(ren). This process of release must be clear, workable, and in the end, ensure kids are safe.

Again, please remember that if you have a child at Maillard Middle and Rochester you do not need to go through this drill twice. Select either location and date.

Our Release drill will look like this:

The scenario:

***A natural disaster has occurred in the Lower Mainland on the afternoon of May 12th. Our area has experienced significant tremors but the building is intact. We conducted our regular school evacuation procedure but have since returned to the building. Through the media, SD43 announces a District Wide release of students to occur.***

**Our Release Drill begins at 2:10 p.m. Release pick up anytime between 2:10 and 3:00**

## What to do on May 12<sup>th</sup>:

### ***Step 1***



Ideally, walk to the school. This would be the likely case in the event of a real emergency. If you do drive, expect car volume issues and limited parking – nothing new!

### ***Step 2***

Arrive at the school anytime between 2:10 and 2:57. Proceed to your child's exterior classroom exit door (or designated pick up point release door for Mme. St. Arnaud, Ms. Stuart, Mme. Pham, Mr. Kore, Mme. Fourchalk – see map) – these doors will be signed, PICK UP POINT followed by the TEACHER'S NAME.

**PICK UP POINT  
Ms. TEACHER**

Please DO NOT come into the main entry and walk down the hallways for this drill. If a designated alternate is coming to release your child, please let them know where to go.

If anyone is not sure where to go, there will be an **Information Centre** set up outside in the undercover area. Staff can direct you to the appropriate pick up point(s).



### **Step 3**

Depending on the number of parents at the classroom door at a given time, the release process may take a few moments. Classroom teachers need to follow SD 43 release procedures so that each child is released in turn. Our release process is designed to ensure that children are released to the proper adult.

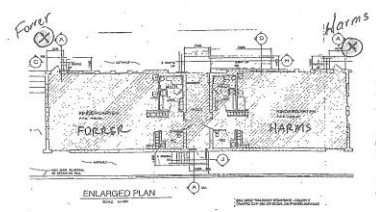
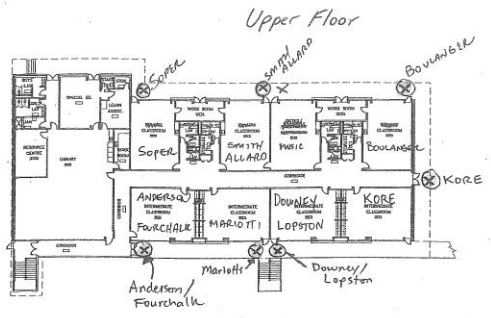
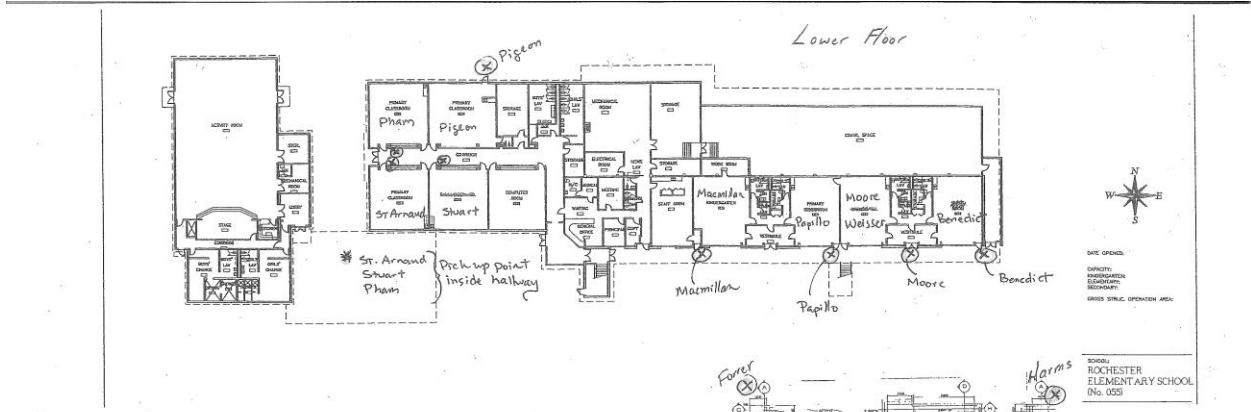
Please note that the drill ends at 2:57 p.m., which is the regular end of the school day. Any children remaining will be dismissed as usual. After school programs will operate as usual. Daycare providers will pick up any children not picked up by parents or designate as usual.

### **Have more than one child to pick up?**

Pick up the oldest child first. This is far easier than getting around with your youngest as you may need to wait in line for other older siblings.

**If your child is in an after school daycare, do not assume the daycare will pick up your child in the event of real emergency. Having a reliable emergency pick up person is even more critical in this situation, especially if you work far from the school.**

If you think your Emergency Contact information needs updating, please contact our office right away.



Emergency Release Drill  
 Class Pick Up points for each teacher (X)